

## Creating a GPRS connection on Microsoft Smartphone 2003 / 2005

From the Home screen press **Start**



Scroll to **Settings** and press the Action button



Scroll to **More** and press the Action button



Scroll to **Data Connections** and press the Action button



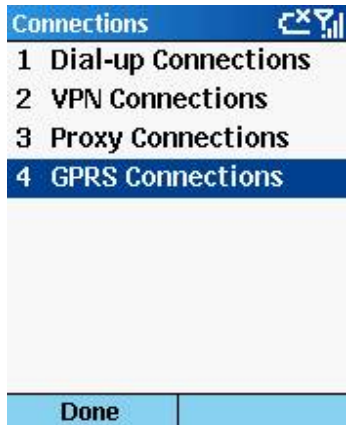
The following screen will be displayed



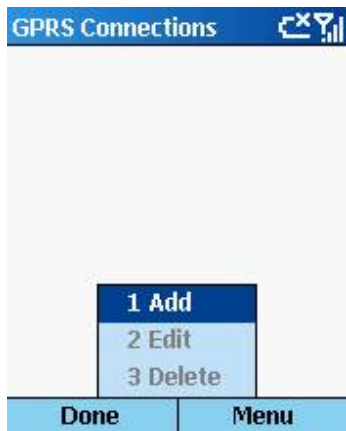
Press **Menu** and select **Edit Connections**



Scroll to **GPRS Connections** and press the Action button



Press the **Menu** button and select **Add**



The following screen will be displayed



Enter a name for the connection

In the **Connects to** field use the right navigation button to select **The Internet**

In the **Access Point** field enter the correct Access Point Name (APN) for your network operator:

Vodafone  
Orange

“internet”  
“orangeinternet”

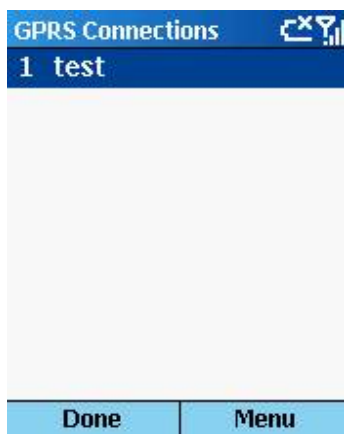
O2 "mobile.o2.co.uk"  
T-Mobile "general.t-mobile.uk"

In the **Username** and **Password** fields enter the relevant details for your network operator:

Vodafone use "web" for both  
Orange leave blank  
O2 use "web" for both  
T-Mobile leave blank

Leave the rest of the fields blank.

Once all of the settings have been entered, press **Done**



Your connection will now be listed. Press **Done**

Press the **Home** button to return to the Home screen